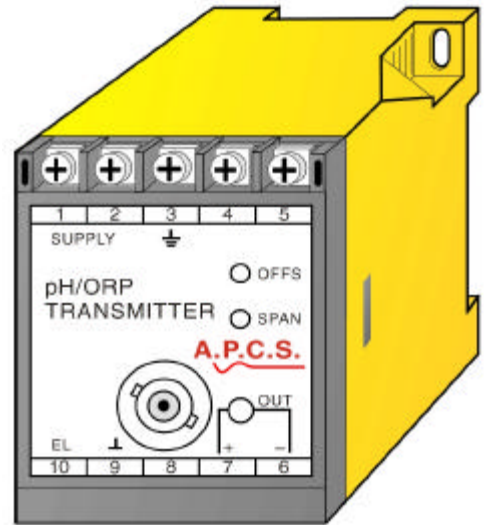
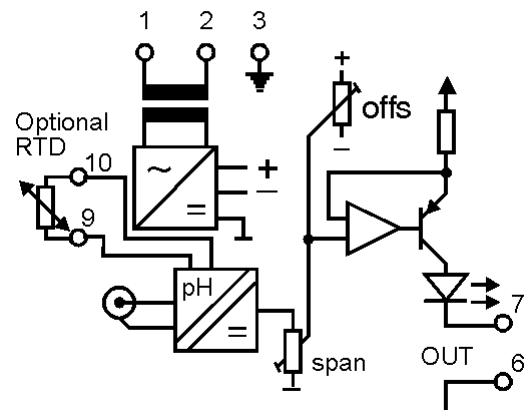


pH / REDOX TRANSMITTER (v4) pH129**DESCRIPTION**

The pH/REDOX TRANSMITTER pH129 is used with a wide range of ELECTRO CHEMICAL sensors such as pH, ORP (Oxidation-Reduction Potential). Input/output isolation is now standard to avoid ground loop problems. As the electro chemical probe input impedance is greater than $10^{12}\Omega$ it is important that shielded cable is used. A separate optional input allows connection of a Pt100 temperature sensor for automatic temperature compensation. Final calibration is trimmed using the front accessible 'offs' and 'span' 15-turn trim adjustments. Special requirements for input/output response time variation can be accommodated by optional "customised response". The output signal level is indicated by a green L.E.D. on front of the module, giving a clear indication of module function, signal presence and loop condition for current outputs. Reverse or direct action are factory configured. Various power supply choices are available ranging from 240Vac down to 8Vdc all featuring dual outputs for power isolation. Surge protection for power supply and input is standard with all Series 100 modules.

**General Specifications**

Size:	52 W x 70 H x 110 D (mm).
Housing material:	Polycarbonate.
Mounting:	DIN-Rail, gear plate.
Supply and output termination:	Screw terminals.
Protection class:	IP40 (IP65 Enclosure opt.)
Weight:	0.300 kg.
Output loop drive:	20mA into 0 - 900 Ω . 50mA into 0 - 360 Ω .
Output load change effect:	Less than 0.2% up to max. load.
Operating temperature range:	0 - 60°C.
Storage temperature range:	-20...+70°C.
Input impedance:	$10^{12} \Omega$ (DC).
Temperature correction:	within 0.8% of span (0 - 100°C), Pt100/2-wire (Optional)
Combined linearity and drift error:	0.5% of span
Front 'OFFS' adjust:	± 20 typical.
Front 'SPAN' adjust:	± 20 typical.
Signal termination:	Shielded BNC connector on front for the electrode.
Electrode type:	Measurement and reference combined (Standard). Measurement and reference separate, consult factory for ordering, connection and pricing.
Input/output isolation:	>2kv r.m.s.
Power requirements:	ac supply 4W, dc supply 3W.
Electromagnetic compatibility:	Complies with AS/NZS 4251.1 (EN 50081.1)

Block Diagram

For input / output combinations refer to TYPE NO. DESIGNATION overleaf.

TYPE NO. DESIGNATION

pHT129 - X XX X X X X

Power Supply:

- | | |
|------------------------------|------------------------------|
| 1 = 240V, 50/60Hz \pm 10%. | *) 6 = 8 - 60Vdc Isolated. |
| 2 = 120V, 50/60Hz \pm 10%. | *) 7 = 48Vdc (use '6'). |
| 3 = 24V, 50/60Hz \pm 10%. | *) 8 = 60 - 240Vdc Isolated. |
| *) 5 = 12Vdc (use '6'). | *) 9 = Other (Specify). |

Input:

- | |
|--------------------------------------|
| 01 = 0 - 14pH. |
| 02 = 2 - 12pH. |
| 03 = 4 - 10pH. |
| 04 = 5 - 9pH. |
| 05 = 6 - 8pH. |
| 06 = 6.5 - 7.5pH. |
| *) 09 = Other pH (Specify). |
| 11 = 0 - 1000mV redox (ORP). |
| *) 12 = Other redox (ORP) (Specify). |
| 13 = Selective ion electrode. |

Output:

- | | |
|----------------------------------|-----------------------------------|
| 1 = 0 - 5V (50k Ω min). | 6 = 10 - 50mA (360 Ω max). |
| 2 = 0 - 10V (100k Ω min). | 7 = 0 - 10mA (1.8k Ω max). |
| 3 = 0 - 20mA (900 Ω max). | 8 = 1 - 5V (50k Ω min). |
| 4 = 4 - 20mA (900 Ω max). | *) 9 = Other (Specify). |
| 5 = 0 - 50mA (360 Ω max). | |

Action:

- | | |
|-------------|--------------|
| 1 = Direct. | 2 = Reverse. |
|-------------|--------------|

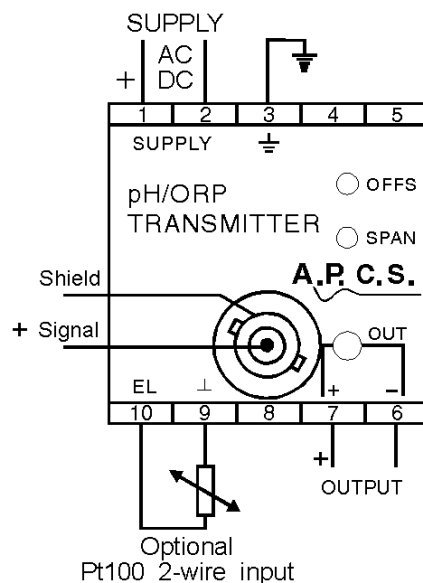
Temperature Compensation:

- | | |
|----------|----------------------|
| 0 = None | *) 1 = Pt100 2-wire. |
|----------|----------------------|

Options:

- | |
|--|
| 0 = None. |
| *) 1 = Customised response time (Specify). |
| *) 9 = Other (Specify). |

Connection Diagrams



*) Price Extra.

In the interest of development and improvement, A.P.C.S. Pty. Ltd. reserve the right to amend, without notice, details contained in this publication. A.P.C.S. PTY. LTD. will accept no legal liability for any errors, omissions or amendments.