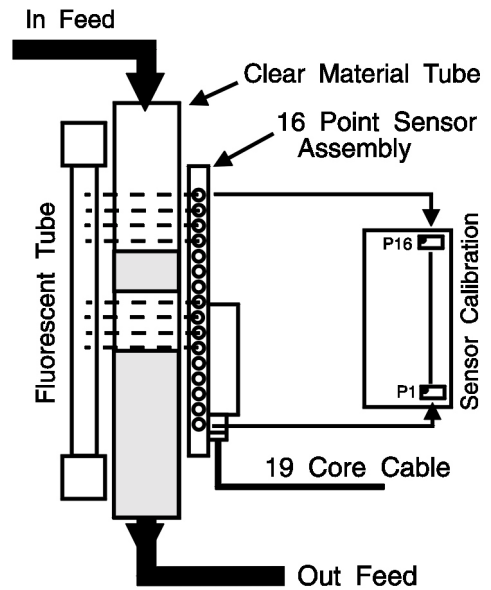



16-Point Optical Metering Tube Sensor (V1) MTS570

DESCRIPTION

The sensor assembly is built up from a sensor holder, typically 800mm long with 16 light sensitive resistance detectors (LDR) and 16 red L.E.D's to indicate each sensors trigger status. (L.E.D. is off with no material in tube). The IP65 adjustment box mounted to the bottom of the sensor holder contains the appropriate trigger electronics and a 22-turn sensitivity adjustment for each point. The light source is typically a fluorescent tube, mounted to the opposite side of the transparent METERING TUBE. The sensitivity range allows for light/dark adjustment to suit a variety of materials and appropriate density (opacity) of airborne material. The LDR's have an inherent response time of 50mS, eliminating fluctuating outputs due to airborne material particles. Connectors are pluggable or wire terminated for ease of maintenance. The sensor system requires a 24Vdc \pm 20% power supply capable of driving 200mA. Power is supplied to the sensors via a 19-way connection cable. Each of the 16 discrete outputs are wired through the same connection cable and are represented as NPN open collector connections (24Vdc \pm 5mA).

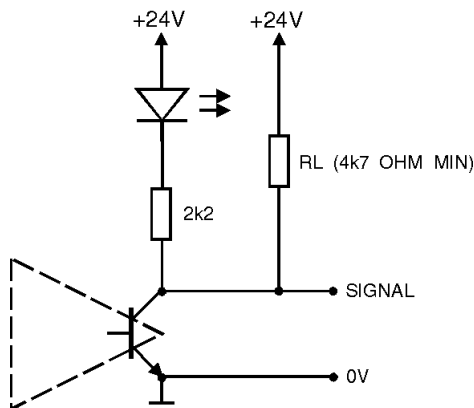


General Specifications

Power:	24Vdc \pm 20%, 250mA
Sensor distance to tube:	10mm
Output:	NPN - 24V/5mA max
Response time:	50ms
Light Sensitivity:	10 - 100 LUX
Electromagnetic compatibility:	Complies with AS/NZS 4251.1 (EN 50081.1) 

Output Circuit

OUTPUT



TYPE NO. DESIGNATION

MTS570 - X

Connection :

1. Socket connection (plug extra) (PRJ26200)
2. Wire terminations (PRJ27200)

Refer to "MPA166 MULTIPOINT DIGITAL TO ANALOG CONVERTER" for an appropriate accompanying transmitter

In the interest of development and improvement, A.P.C.S. Pty. Ltd. reserve the right to amend, without notice, details contained in this publication. A.P.C.S. PTY. LTD. will accept no legal liability for any errors, omissions or amendments.